



e-ISSN: 2319-8753 | p-ISSN: 2347-6710

IJRSET

International Journal of Innovative Research in
SCIENCE | ENGINEERING | TECHNOLOGY

INTERNATIONAL JOURNAL OF INNOVATIVE RESEARCH

IN SCIENCE | ENGINEERING | TECHNOLOGY

Volume 12, Issue 6, June 2023

ISSN INTERNATIONAL
STANDARD
SERIAL
NUMBER
INDIA

Impact Factor: 8.423

9940 572 462

6381 907 438

ijirset@gmail.com

www.ijirset.com

A Mean Component Analysis Based Face Perception System

Sandeep Kumar¹, Rishabh², Kirti Bhatia³

P.G. Student, Department of CSE, Sat Kabir Institute of Technology and Management, Haryana, India¹

Assistant Professor, Department of CSE, Sat Kabir Institute of Technology and Management, Haryana, India^{2,3}

ABSTRACT: The curiosity in face recognition concepts and systems has been quickly increasing over the previous few decades. A few specific examples of practical applications that are gaining popularity across sectors include video surveillance, criminal identification, access control for buildings, and robotic and self-driving cars. Different approaches, such as local, holistic, and hybrid ones, are under consideration that can describe a face image using just a few of its features or all of its features. This survey's primary contribution is a study of several well-known strategies and a categorization of the groups that they fall under. The benefits and drawbacks of each scheme's methods with regard to resilience, precision, complexities, and differentiation are listed in the paper in order to provide a full comparison of different strategies. To identify a face from a collection of faces, we have presented a mean component analysis (MCA) technique that is based on principal component analysis (PCA). With reduced dimensions, this method identifies a face more accurately than the Normal PCA method.

KEYWORDS: Face Identification, PCA, Feature Extraction

I. INTRODUCTION

A facial recognition system (FRS) is a biometrics technology that relies on a person's face traits. People use a dataset of photographs and carry out person recognition based on the facial traits in the images. A specific kind of visual recognition system is an FRS. Many facial recognition systems are based on feature extraction and categorization, with feature extraction being carried out using statistical and geometrical methodologies. Authors in [1,2] discuss a number of facial recognition techniques. Face-containing images are essential for sophisticated vision-based human-PC communication, and face handling research includes facial identification, face following, present evaluation, and demeanour recognition. To identify and limit the faces in an image or an audio recording, numerous intricate techniques can be applied. A 2D or 3D input image that was recorded by a camera is what an FRS uses to get started. The next step is to compare this input image to the images that are already present in the database by accurately analysing the input. In various use scenarios, facial recognition is used as a second verification element, for mobile application access, for building access, for unlocking devices, and for payments. The facial recognition system's procedure in stages is shown in Figure 1.

To increase the rate of detection and reduce false positives, image pre-processing is a step done before the model is trained. It gives a variation in illumination and lessens the noise effect, colour intensity, and backdrop. Detecting faces and cropping them, scaling images, normalising them, de-noising them, and applying filters are some fundamental pre-processing techniques [3]. Face Detection determines whether or not a taken, used, photograph or video is of a human. In order to increase recognition, face normalisation reduces the amount of extraneous data and the impact of background distractions like hair and clothing. The distribution of the information will be comparable for all input parameters thanks to normalisation. The mean per channel and the pixel per channel can be subtracted to accomplish this.

By dividing and condensing the input data into manageable groupings, the dimensionality of the data is reduced as part of the procedure for obtaining features. Edges, corners, interest areas, regions, ridges, forms, and confidence are a few of an image's attributes. The Shi-Tomasi corner detector, the Harris corner detector, the Scale-Invariant Feature Transform (SIFT), the Features from an Accelerated Segment Test (FAST), the Binary Robust Independent Elementary Features (BRIEF), the Oriented FAST, and the Rotated BRIEF (ORB) are a few examples of conventional feature detection methods.

Image recognition is used to recognise objects, locations, people, and behaviours in photos as well as to verify an individual's identification. In order to analyse and apply some hidden illustrations of features for various goals, such as categorization, trained algorithms are employed for the recognition process. A facial recognition system's fundamental design as well as problems with face detection and feature extraction have been covered. It has been thoroughly explained how to perform pre-processing, face detection, face normalisation, feature extraction, and the application of a comparator.

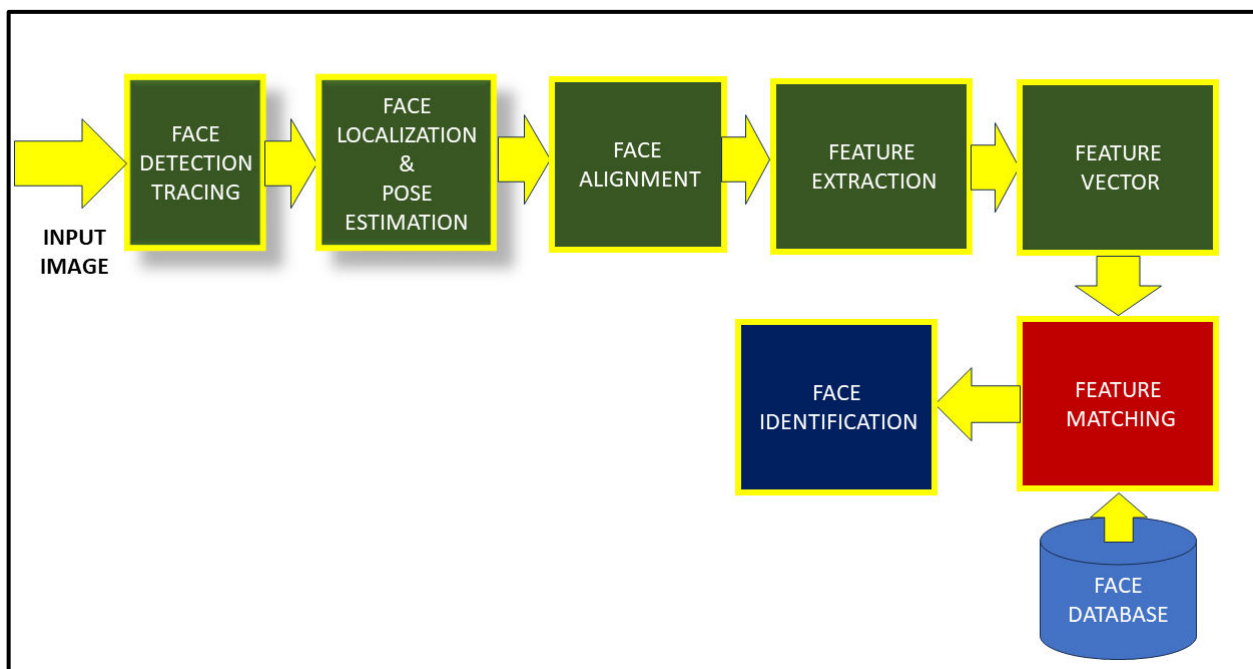


Fig. 1: Face Recognition System (FRS)

II. RELATED WORK

To enhance FR algorithms in terms of space and time complexity, performance accuracy, and face identification and detection under varied FR parameters, linear feature extraction methods must be developed. In the frequency domain, features must also be retrieved from the image's magnitude and phase components. It is necessary to contrast conventional and artificial intelligence methods for object (face and eye) detection and face recognition before choosing an appropriate classifier for the features retrieved. The Support Vector Machine (SVM) requires fewer different parameters within the categorization than an ANN (Artificial Neural Network) does. The overfitting issue is avoided and the generalisation error is minimised with SVM. We must provide a new algorithm to improve these factors.

A method based on discriminant analysis that generates a composite feature vector to recognise faces was proposed by authors in [4]. Initially given holistic and local features, the feature extraction from the image is carried out utilising discriminative features. The proposed composite component method is contrasted with various approaches, including holistic, regional, and hybrid approaches. When compared to using only holistic or local features, the suggested technique demonstrated better facial identification. Numerous training sets include 2D sets where SVM can locate a collection of straight lines to precisely categorise the training data. The instances beyond the preparation set may be closer to the dividing line than the information in the preparation set due to the constraint on the amount of information in the preparation set. The line that is farthest away from the nearest informative element, in this case the assistance vector, should be chosen. This is when using SVM has its drawbacks.

Convolutional Neural Network (CNN)-based face detection algorithm was proposed by Khan et al. [5]. The authors created a face recognition-based student attendance management system with the goal of validating it. The LFW dataset

was utilised by the authors to train the model. Out of the 40 pupils in the photograph, this algorithm was able to identify 35 of them. Using testing data, an accuracy of 97.9 was discovered. For the purpose of recording student attendance in this investigation, face recognition was used in a classroom with static facial characteristics. Peng et al.'s review of several face identification techniques and algorithms may be found at [6]. The initial phases of the PCA and LDA algorithms' development were covered by the authors. For classification, SVM, Ada Boost, limited samples, and neural networks were discussed. The authors employed deep learning to focus on facial recognition in real-world circumstances.

By segregating skin colour and eye colour features in the HSL colour space, the researchers of [7] were able to determine the eye coordinates. Colour conversion methods, nevertheless, take a long time and are not appropriate for real-time applications. The precision and efficiency are impacted by the coloured images' increased face detail in the colour space. Yet compared to gray-level images, coloured images demand more processing time and memory. Several investigators employed these algorithms to detect the entire eye rather than the iris in order to recognise and find closed eyes because the object detection methods have problems when it comes to differentiating an iris from closed eyes or eyes wearing spectacles. Sub-blocks are subjected to the horizontal low-pass filter of the Haar Discrete Wavelet Transform (DWT). Compared to high-pass filtering, it offers more details about the eye. The low-pass filter of the horizontal details of the Wavelet transform is then subjected to PCA and LDA for feature extraction. The ORL and Yale face databases are used for the testing of eye detection. The authors found that employing Wavelet Transform with PCA reduced translation error compared to utilising WT alone. Furthermore, WT + PCA has less scaling aberration than wavelet coefficients. Better object detection/tracing in real-time applications is made possible by shape-based eye detection models. They are vulnerable to noise, deterioration, and different orientations of angles, though.

III. PRINCIPAL COMPONENT ANALYSIS (PCA)

In the fields of pattern recognition and signal processing, the principal component analysis, one of the most well-liked multivariate statistical approaches [8], is frequently employed. Factor analysis is the general name for the statistical technique [9]. The (PCA) was first used in its contemporary form by Hotelling [10], who also invented the phrase. However, we can actually trace its roots back to even Cauchy. The spotted data, which is typically defined by a number of dependent and correlated variables, is analysed by PCA. Its objective is to take the significant information from the data and express it as a collection of new principal components, which are orthogonal variables.

Eigenspace projection is the basic concept of the one-dimensional PCA approach for face recognition. The image covariance, which displays the correlation between pixels in each training set of data (or, to use an example, a labelled facial image), is maximised to produce a projection matrix. The last step is to project the previously created 1D vectors (made from 2D images) into the feature space [11]. Additionally, the term "eigenface" refers to the eigenvectors that correspond to big eigenvalues (or, more precisely, the primary components), which would resemble a human face after being transformed into a matrix the same size as the original image of the face. Then, to confirm the authenticity of annotated face images, the closest neighbour (NN) classifier is used by estimating the distance in the eigenspace. In this case, if an unlabeled face image in the eigenspace is closest to one of the labelled face images of the first individual, we can be certain that the face belongs to that person. The covariance matrix, that illustrates the correlation of pixels, must always be calculated in a very high-dimensional space, which is always the result of converting 2D images into 1D vectors. If the size of the face images is, then the covariance matrix's size is. Therefore, evaluating the eigenvectors of a covariance matrix of this magnitude would take a long time.

In contrast to eigenface, two-dimensional principal component analysis (2DPCA) [12] translates face pictures straight into a subfeature space without image-to-vector conversion. In addition to preserving partial picture spatial information, this direct projection greatly lessens the computing load [13]. The covariance matrix of the eigenface technique is substantially larger than the so-called image covariance matrix of 2DCPA, which is created directly from the original face image matrices. The image covariance (scatter) matrix in 2DPCA displays the correlation between each column of each picture and is in some ways analogous to the covariance matrix in the eigenface. Two orientations of both the columns and rows are used to determine the correlation in (2D)2PCA [14], which was inspired by 2DPCA.

IV. FACE RECOGNITION USING PCA

The PCA is a non-parametric, unsupervised analytical technique that is largely employed in machine learning (ML) to reduce dimensionality. PCA ensures that the smaller dataset has more data than the bigger one while lowering the

dimensions of a big data set by splitting it into smaller datasets. The accuracy is being decreased along with the dataset. PCA, on the other hand, operates under the premise of sacrificing some precision for clarity. Smaller datasets are simpler to examine and visualise, which makes data analysis for ML algorithms simpler and faster. The linear algebraic operations of computing the covariance matrix and determining the primary component of the data are known as eigenvectors and eigenvalues. Face identification is the technique of recognising someone by their face.

V. DIMENSIONALITY REDUCTION USING PCA

By determining the most important orthogonal linear combinations (principal components) of the source variables, PCA reduces the dimension. The majority of the data variance is covered by the first main component. The remaining variance in the first principle component is captured by the second principal component, which is orthogonal to the first principal component, and so on. The number of starting variables is the same as the number of primary components. These uncorrelated principle components are ordered such that the first few account for the majority of the variance in the initial data. Dimensionality reduction includes scaling down huge images to fit within a smaller PCA description. The condensed image's dimensional space is called PCA space. The photos are huge in the spatial domain (standard size), measuring 200×180 pixels. When mapped to PCA in the PCA workspace, this is condensed to a single dimension of 1×50 pixels. PCA is a linear approach. It can only be applied to datasets that can be divided linearly, in other words. It operates wonderfully for datasets that can be linearly separated. But if we use it on non-linear datasets, we might get a less-than-ideal dimensionality reduction. Kernel PCA (K-PCA) uses a kernel function to project a collection into a higher-dimensional feature space where it can be linearly separated. The idea behind SVM is similar.

VI. FACE RECOGNITION MEAN COMPONENT ANALYSIS (MCA) TECHNIQUE

Each image would contribute the same amount to the comparison, but not every pixel has information that is relevant. For instance, background and hair pixels could arbitrarily boost or reduce the distance. For a direct comparison, we would also require all of the faces to be lined up straight, and we would anticipate that the head rotation would be constant.

The PCA method creates a collection of primary components called as Eigen faces to address this issue. The photographs in the database that show the most noticeable differences are called eigen faces. The recognizer first identifies the mean face by calculating the average for each pixel in the image. Each Eigen face illustrates the differences between that face and the average face. The first Eigen face will reflect the most significant variations between all photos and the mean image, and the last Eigen face will show the least significant variations.

You may think of each image in the collection as a mashup of these components.

Image1 = Mean Image + 10% Eigenface 1 + 4% Eigenface 2 + ... + 1% Eigenface 5

To put it simply, this suggests that we may represent every picture as a percentage vector. Applying our recognizer, the preceding image is condensed to a vector [0.10, 0.4, 0.1]. The topic is simplified in the previous equation. After expressing an image as a straightforward vector, we may determine how far apart two photos are from one another. Calculating the separation between two vectors is simple.

Dimension Reduction

The most crucial component of the PCA is the reduction of dimensional space. We would only need to evaluate each pixel. We would receive 2500 pixels, or a space of 2500 dimensions, from an image having a resolution of 50×50 pixels. By analysing and using eigenvalues, we managed to reduce the size of the dimensional space; the number of eigenfaces corresponds to the dimensions of our new space. The distance between images in this equation is now affected by each pixel. However, not every pixel holds information that is helpful. The background surrounding the face, the cheekbones, the forehead, and the hairs are examples of pixels that don't convey important information about the face. Alternatively, the ears, nose, and eyes are vital. A huge number of pixels just add noise to the distance calculation in the context of image processing. One of the basic ideas of PCA is the reduction of noise by reducing the number of dimensions.

Two coordinates are used to describe each point in two dimensions. If we are aware of the existence of multiple points along a single line, we can use our knowledge of each point's location along the line to infer its position. To get the point's x and y coordinates, we would need to know the line's slope and its location on the line. There is now one less dimension. In this instance, the line's slope becomes the primary component, much like our Eigen faces did in the face recognition algorithm. It's important to note that we can infer the location of points that aren't on the line using the projection of a point on the line. Eigen faces are depictions of eigenvectors, or characteristic vectors, of a covariance matrix, which mathematically describes all of the imagery.

VII. RESULTS

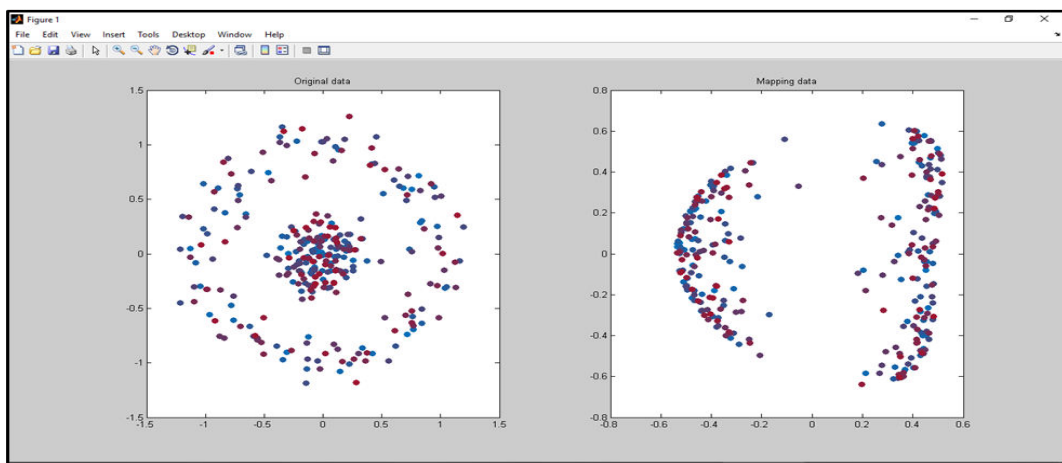


Fig.2: Dimension Reduction Using K-PCA

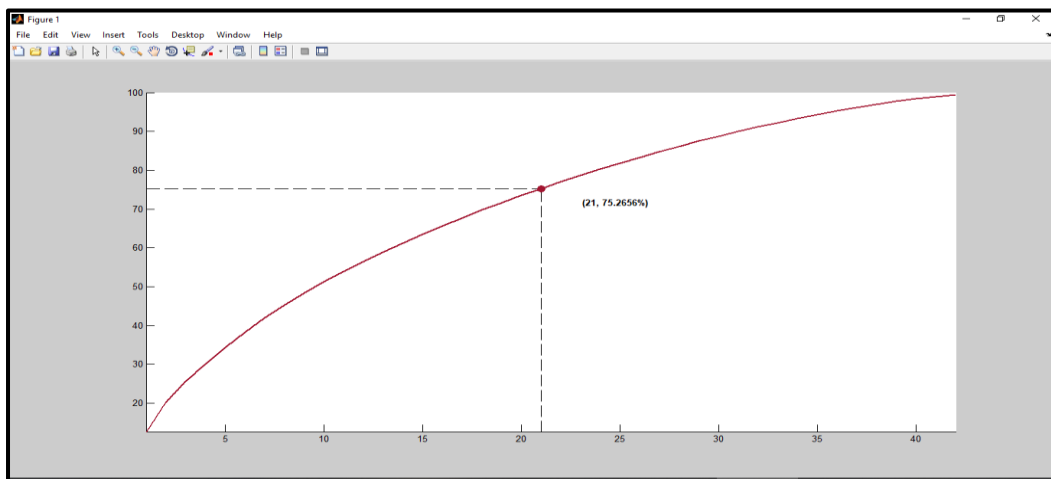


Fig.3: Total Components in an Image

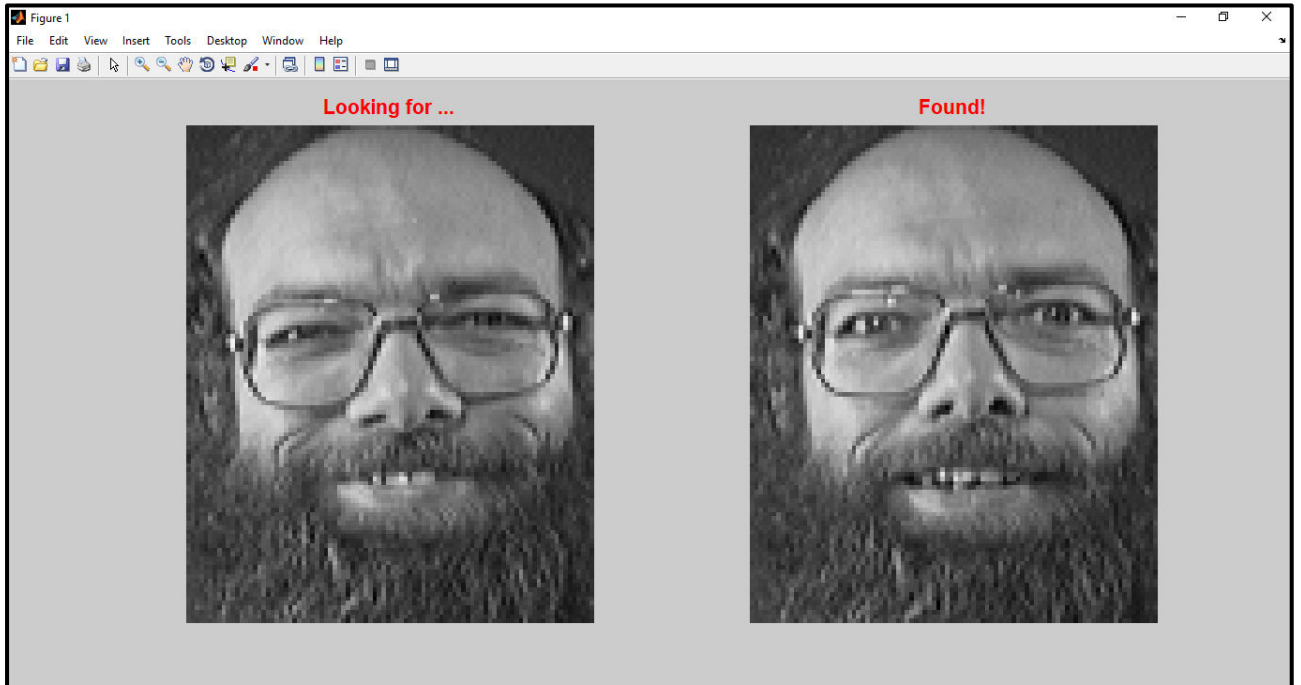


Fig. 4: Face recognition using MCA technique

We have implemented our proposed method in MATLAB 2023 a. We have used face database which consists of 400 images.

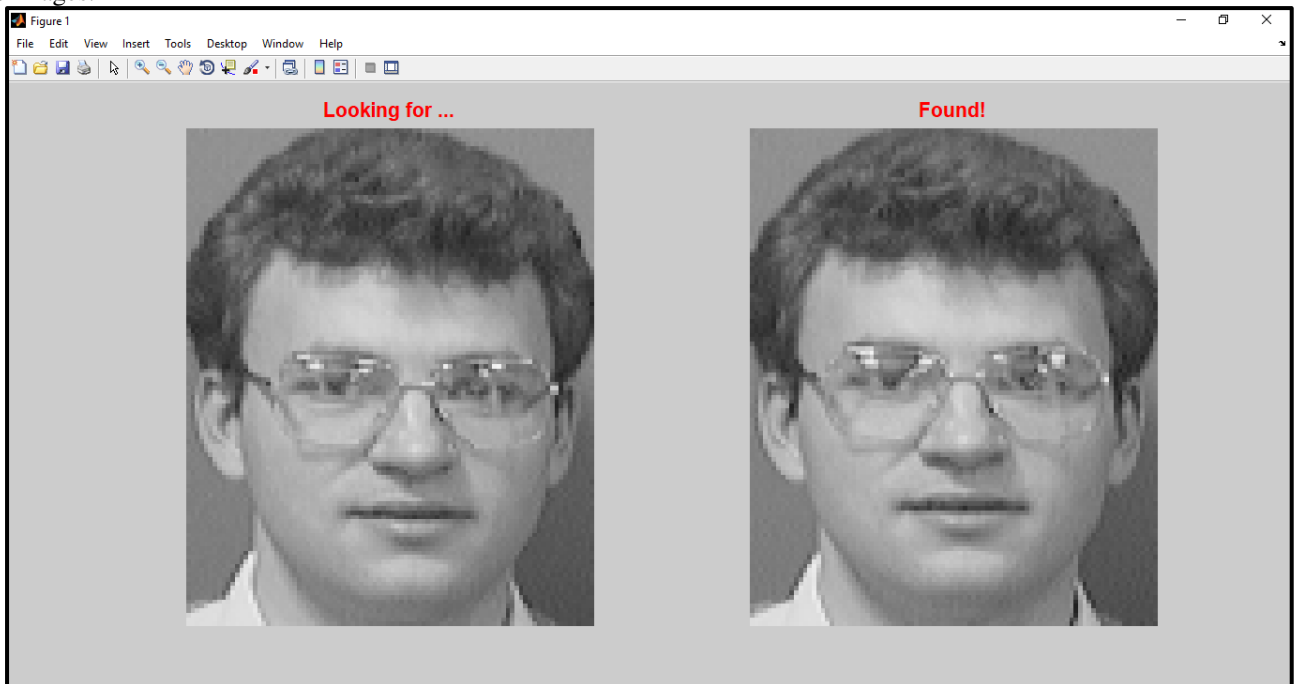


Fig. 5: Accurate Match Found

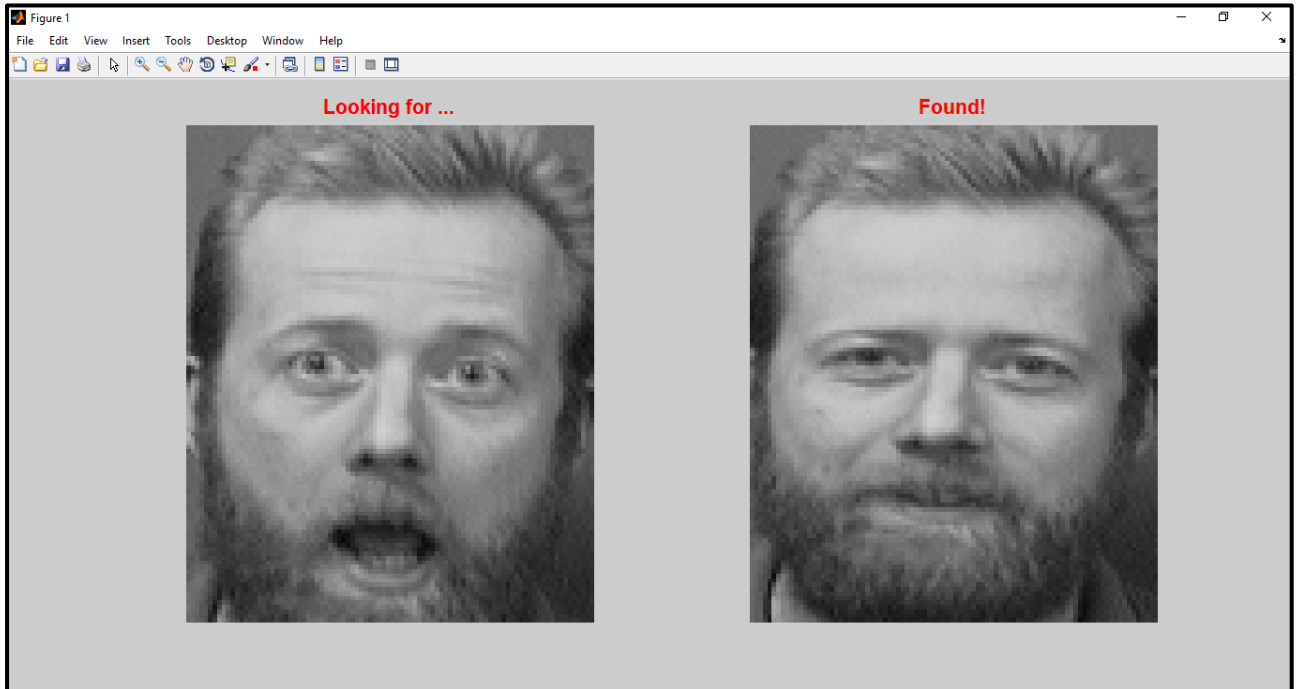


Fig. 6: Eigen Vector match with nearest value

VIII. CONCLUSION

Each image would offer the same amount for the comparison, but not every pixel has information that is useful. For instance, background and hair pixels could arbitrarily modify the distance. For direct comparison, we would also require all of the faces to be lined up straight, and we would anticipate that the head rotation would be constant. The PCA method creates a collection of primary components called as Eigen faces to address this issue. When comparing all of the images in the database, Eigen faces are the images that show the biggest disparities. The recognizer first identifies an average face by calculating the average value for each pixel in the image. Each Eigen face is a representation of the differences between that face and the average face. The first Eigen value will be used to reflect the most significant differences between each photo and the typical image. whereas the final Eigen face will display the least significant differences. In this study, we examined the PCA and KPCA methodologies' outcomes. Using the Kernel PCA technique, we were able to minimise the size of the accessible data.

REFERENCES

- [1] Ankit Jain, Kirti Bhatia, Rohini Sharma, Shalini Bhadola, An Overview on Facial Expression Perception Mechanisms, SSRG International Journal of Computer Science and Engineering (SSRG - IJCSE) - Volume 6 Issue 4 - April 2019, pp. 19-24.
- [2] Ankit Jain, Kirti Bhatia, Rohini Sharma, Shalini Bhadola, An emotion recognition framework through local binary patterns, Journal of Emerging Technologies and Innovative Research, Vol -6, Issue-5, May 2019.
- [3] Jasdeep Singh, Kirti Bhatia, Shalini Bhadola, Rohini Sharma, An Analytical Survey on Dimension Reduction-Based Face Recognition Systems, International Journal of Multidisciplinary Research in Science, Engineering, Technology & Management (IJMRSETM), Volume 9, Issue 7, July 2022, pp.1493-1498.
- [4] Choi, S.; Lee, S.; Choi, S.T.; Shin, W. Face Recognition Using Composite Features Based on Discriminant Analysis. IEEE Access 2018, 6, 13663–13670.
- [5] Khan, M.Z.; Harous, S.; Hassan, S.U.; Khan, M.U.G.; Iqbal, R.; Mumtaz, S. Deep Unified Model For Face Recognition Based on Convolution Neural Network and Edge Computing. IEEE Access 2019, 7, 72622–72633.
- [6] Li, L.; Mu, X.; Li, S.; Peng, H. A Review of Face Recognition Technology. IEEE Access 2020, 8, 139110–139120.



|| Volume 12, Issue 6, June 2023 ||

| DOI:10.15680/IJIRSET.2023.1206110 |

- [7] Rani, A.; Kumar, M.; Goel, P. Image Modelling: A Feature Detection Approach for Steganalysis. *Int. Conf. Adv. Comput. Data Sci.* 2017, 721, 140–148.
- [8] H. Abdi and L. J. Williams, “Principal component analysis,” *Wiley Interdisciplinary Reviews: Computational Statistics*, vol. 2, no. 4, pp. 433–459, 2010.
- [9] K. Kim, “Face recognition using principle component analysis,” in *Proceedings of the In IEEE Conference on Computer Vision and Pattern Recognition (CVPR)*, pp. 586–591, 1996.
- [10] H. Hotelling, “Analysis of a complex of statistical variables into principal components,” *Journal of Educational Psychology*, vol. 24, no. 6, pp. 417–441, 1933.
- [11] M. A. Turk and A. P. Pentland, “Recognition in face space,” in *Proceedings of the Intelligent Robots and Computer Vision IX: Algorithm and Techniques*, pp. 43–54, SPIE, Boston, Mass, USA, 1990.
- [12] J. Yang, D. Zhang, A. F. Frangi et al., “Two-dimensional PCA: a new approach to apperence -based face representation and recognition,” *IEEE Transactions on Pattern Analysis and Machine Intelligence*, vol. 26, no. 1, pp. 131–137, 2004.
- [13] Y. Sun, X. Tao, Y. Li, and J. Lu, “Robust 2D principal component analysis: a structured sparsity regularized approach,” *IEEE Transactions on Image Processing*, vol. 24, no. 8, pp. 2515–2526, 2015.
- [14] D. Zhang and Z. Zhou, “(2D)2 PCA: two-directional two-dimensional PCA for efficient face representation and recognition,” *Neurocomputing*, vol. 69, no. 1–3, pp. 224–231, 2005.



INNO SPACE
SJIF Scientific Journal Impact Factor
Impact Factor: 8.423



ISSN INTERNATIONAL
STANDARD
SERIAL
NUMBER
INDIA



INTERNATIONAL JOURNAL OF INNOVATIVE RESEARCH

IN SCIENCE | ENGINEERING | TECHNOLOGY

9940 572 462 6381 907 438 ijirset@gmail.com



www.ijirset.com

Scan to save the contact details